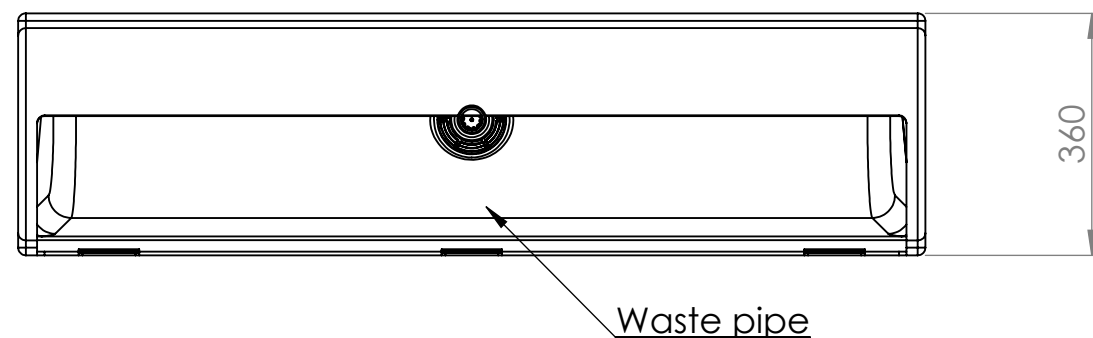
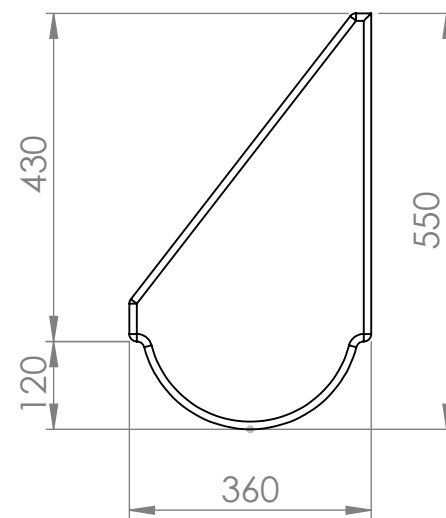

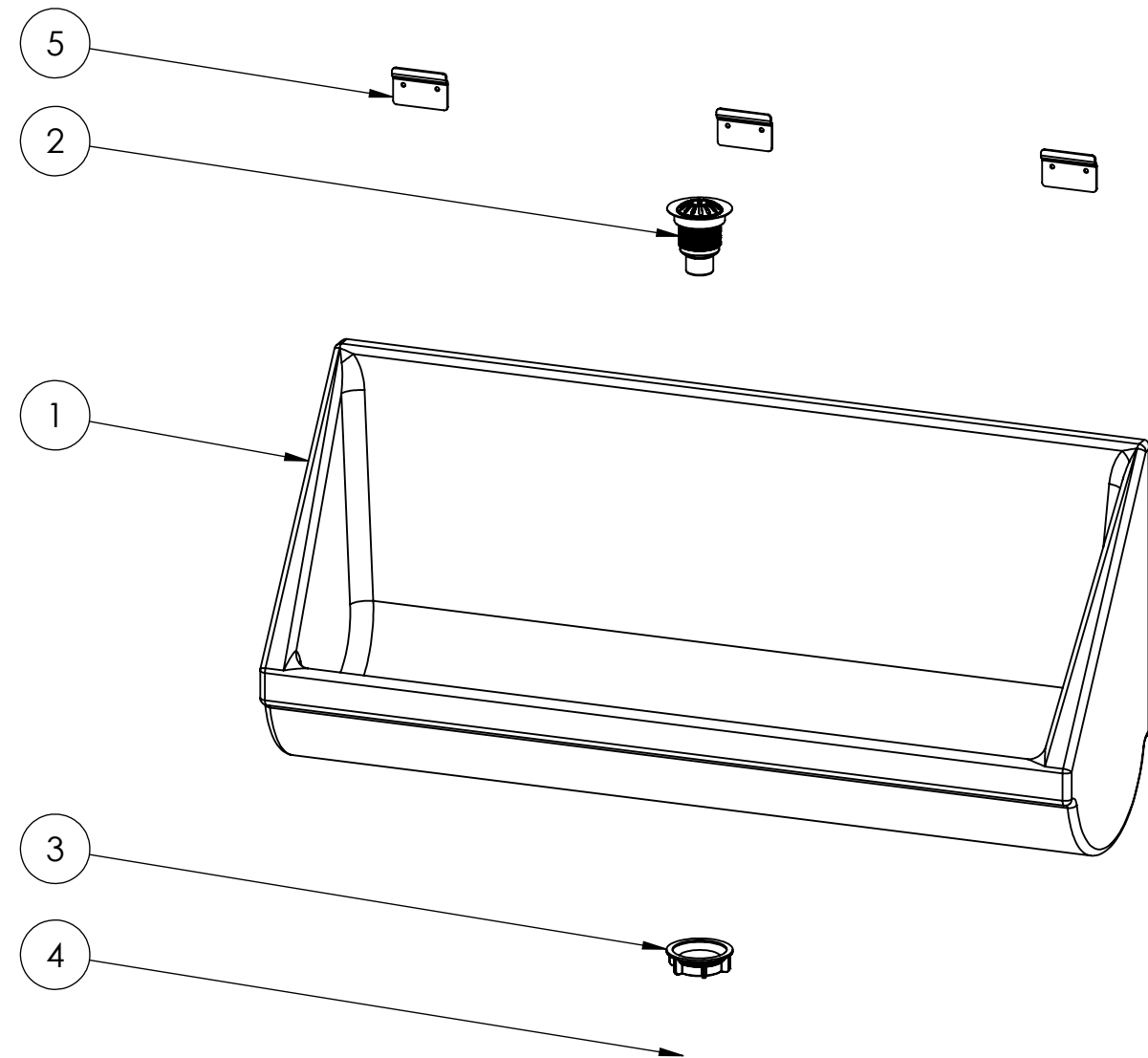


DO NOT FIT A TRAP OR U-BEND ! IT IS NOT REQUIRED FOR A GW6 URINAL AND MAY IMPEDE PERFORMANCE.



Waste pipe



ITEM NO.	DESCRIPTION	QTY.
1	Urinal Trough	1
2	Outlet Part 1	1
3	Outlet Part 2	1
4	Outlet Part 3	1
5	Hanger	3

UNLESS OTHERWISE SPECIFIED: DIMENSIONS ARE IN MILLIMETERS SURFACE FINISH: TOLERANCES: LINEAR: ANGULAR:				Finish: Granite / White		DEBUR AND BREAK SHARP EDGES		DO NOT SCALE DRAWING		REVISION A			
		NAME		SIGNATURE		DATE		<div><div>Gentworks</div><div>The Barn, Emmington Oxfordshire, OX39 4AA</div></div>				TITLE: <div>Gentworks 1200mm Trough Urinal</div>	
DRAWN		A. Howard				24.07.14							
CHK'D								DWG NO. <div>1200-001</div>				A3	
APPV'D													
MFG													
Q.A								MATERIAL: <div>High Gloss GRP</div>					
								WEIGHT:				SCALE:1:10	
												SHEET 1 OF 1	